





TUBULAR

Item code	86.S001.4431.02
Product type	Indoor
Category	Pendants
Family	TUBULAR

Pictograms




220  
240 V




850°

CRI

80



On  
Off




IP

20

50000h  
L80B10

Scheme

Product	
Real power (W)	30
Real luminous flux (Lm)	2700
Luminous efficiency (Lm/W)	90
Beam angle (°)	36
Life time (h)	50000h L80B10
IP	20
Chip Brand	Philip
Control gear	ON-OFF
Colour temperature (K)	4000
Colour consistency (SDCM)	SDCM<3
CRI	80



---

**Photometry**

